

Social Science Research Institute
Administrative Report
July 1, 2019 - June 30, 2020

- I. Consultations
- II. SSRI Research Expenditures – Open Projects as of June 30, 2020
- III. Progression Reports – Completed Projects as of June 30, 2020
- IV. Research Services Purchased from the SSRI
- V. Co-Funded Faculty Grant Activity

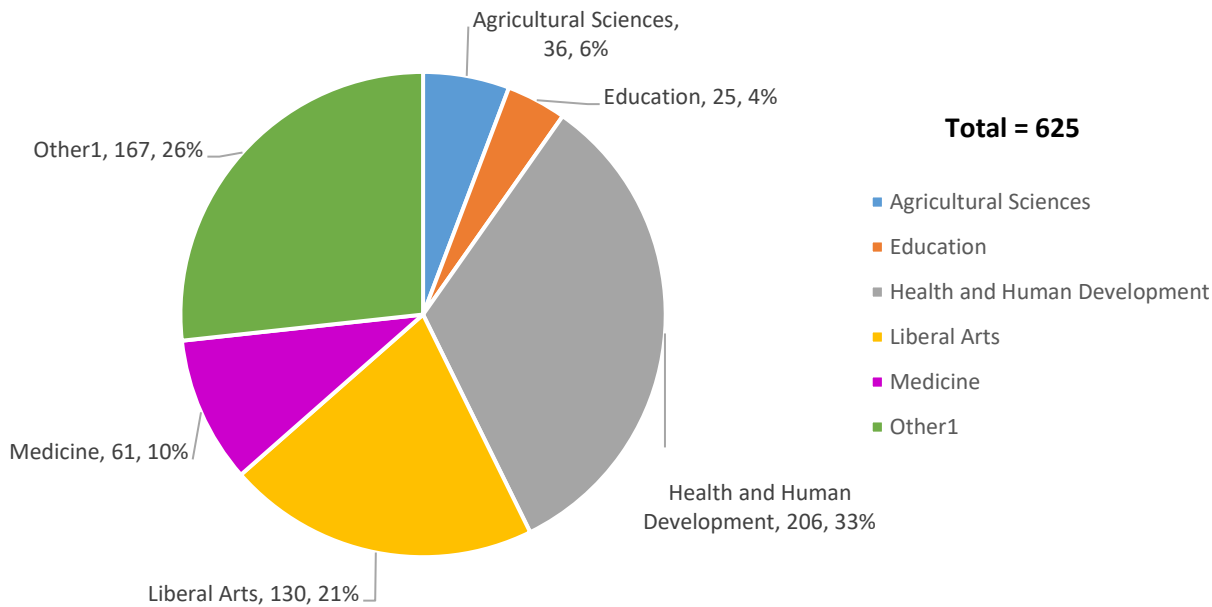
Appendix 1: SSRI Open Projects Listing (awarded 7/1/2017-6/30/2020)

I. Consultations

Pre-Award

During 2019-2020, SSRI directors met with 638 faculty members. Of these, 625 were affiliated with Penn State. The number of consultations by college is shown in Figure 1. Overall, there was a 7.75% increase in the total number of consultations as compared to 2018-2019 (580 consultations). As in previous years, the breakdown of consultation by college largely followed the distribution of open research expenditures, with faculty members from the Colleges of Health & Human Development and the Liberal Arts seeking the majority of consultations. Consultations were broad in disciplinary scope, however, as reflected in 26% of consultations taking place with faculty from “Other” colleges.

Figure 1: SSRI Pre-Award Consultations



To capture the extent of involvement in faculty consultations, directors estimated the time they spent with each faculty member: 1= up to 60 minutes; 2 = 1-3 hours; 3 = more than 3 hours. On average, consultations per faculty lasted from 1-3 hours. This level was approximately evenly spread across all colleges and units (range = 1.72-2.35).

Table 1: SSRI Consultations

College	1	2	3	Total	Mean Involvement
Agricultural Sciences	16	13	7	36	2.34
Education	16	6	3	25	1.87
Health & Human Development	65	58	83	206	2.17
Liberal Arts	52	25	53	130	2.16
Medicine	27	14	20	61	2.35
Other¹	79	45	43	167	1.72
Total	255	161	209	625	2.10

¹Other = ARL, Colleges of Arts & Architecture, Business, Communications, Earth and Mineral Sciences, Engineering, IST, Law, Nursing, Science, Commonwealth Campuses, External, Global Affairs and Student Affairs.

Evidence to Impact Collaborative Consultations (EIC)

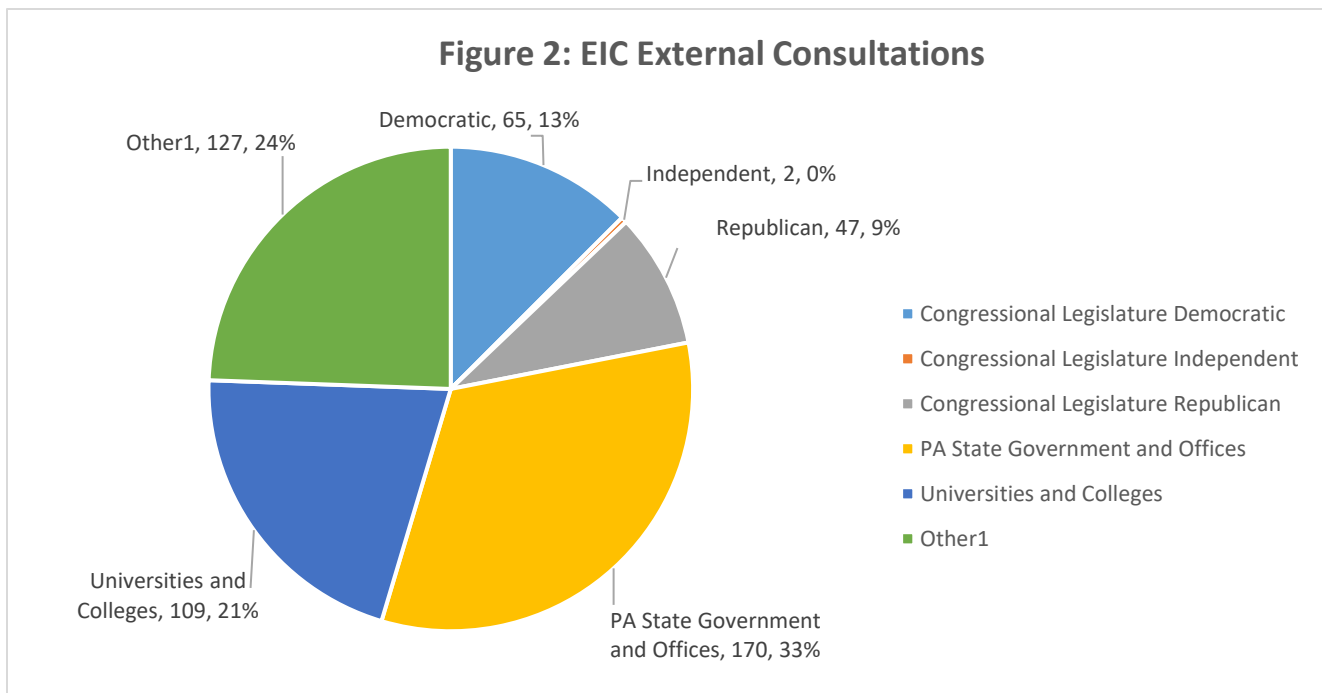
In addition to Pre-Award consultations, SSRI supports consultation provided by the EIC. Co-supported by the College of Health and Human Development, the EIC facilitates the translation of social and behavioral science research into measurable societal impact by promoting its relevance to policymakers and practitioners. This includes accelerating partnerships to access, protect, link and analyze administrative data, as well as providing the infrastructure to facilitate the translation of research into policy.

To capture the extent of involvement in these consultations, researchers working with the EIC estimated the time they spent with each entity: 1= up to 60 minutes; 2 = 1-3 hours; 3 = more than 3 hours. On average, consultations lasted from 1-3 hours. Mean involvement ranged from 1.15 to 3.00.

Table 2: EIC External Consultations

	1	2	3	Total	Mean Involvement
Congressional Legislature Democratic	32	20	13	65	1.71
Congressional Legislature Independent	0	0	2	2	3.00
Congressional Legislature Republican	26	16	5	47	1.55
PA State Government and Offices	150	13	7	170	1.16
Universities and Colleges	93	11	5	109	1.19
Other ¹	110	15	2	127	1.15
Total	411	75	34	520	1.28

¹ Other = Various Health Networks, Health Agencies, other State programs and National Centers



II. SSRI Research Supports for Open Projects as of June 30, 2020

As of June 30, 2020, SSRI had over \$25.7 million invested in ongoing or “open” research projects and faculty support. This represents a 18% increase in open expenditures over last year’s number of \$20.9 million. Total research expenditures by funding mechanism are displayed in Table 3 and Figure 3.

Table 3: SSRI Research Support by Funding Mechanism – Open Projects¹

Mechanism	Open \$	# Faculty Involved	# Dept. Represented	# of Projects
Level 1	\$206,022	30	21	32
Level 2	\$1,044,310	49	28	51
Facilitated	\$2,026,622	14	8	16
Matching Funds	\$1,680,094	9	7	9
Faculty Fellows	\$179,500	11	7	11
Co-Funded Faculty	\$19,048,497	49	13	49
Other Faculty Support	\$912,294	10	7	10
Commonwealth Campus Collaboration (<i>formally Campus Fellows</i>)	\$11,500	5	4	5
CCSA Community Fellows	\$55,850	3	3	3
CCSA Working Groups	\$37,400	8	8	8
COVID	\$458,302	12	9	12
Keesler Graham Fellowship	\$40,112	2	2	2
Total Active Dollars	\$25,700,503			

¹Open Projects = Currently active projects, no final determination of outcome; see Appendix 1: All Open SSRI Projects

Figure 3a: Open SSRI Research Support by Mechanism

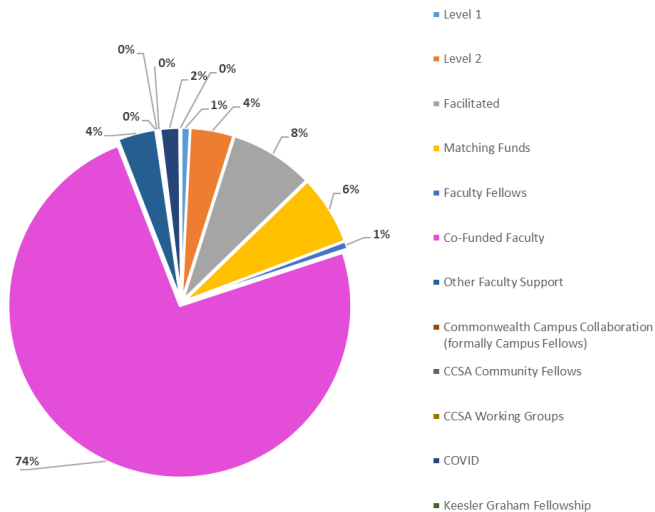


Figure 3b: Open SSRI Research Support by Mechanism (Excludes Co-Funded Faculty)

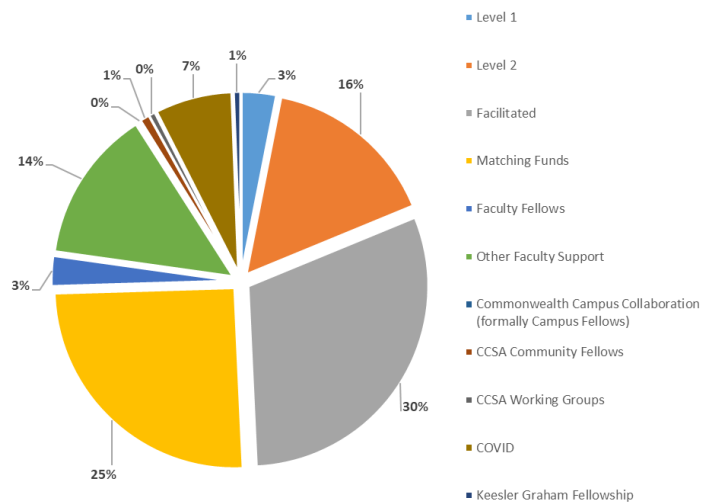
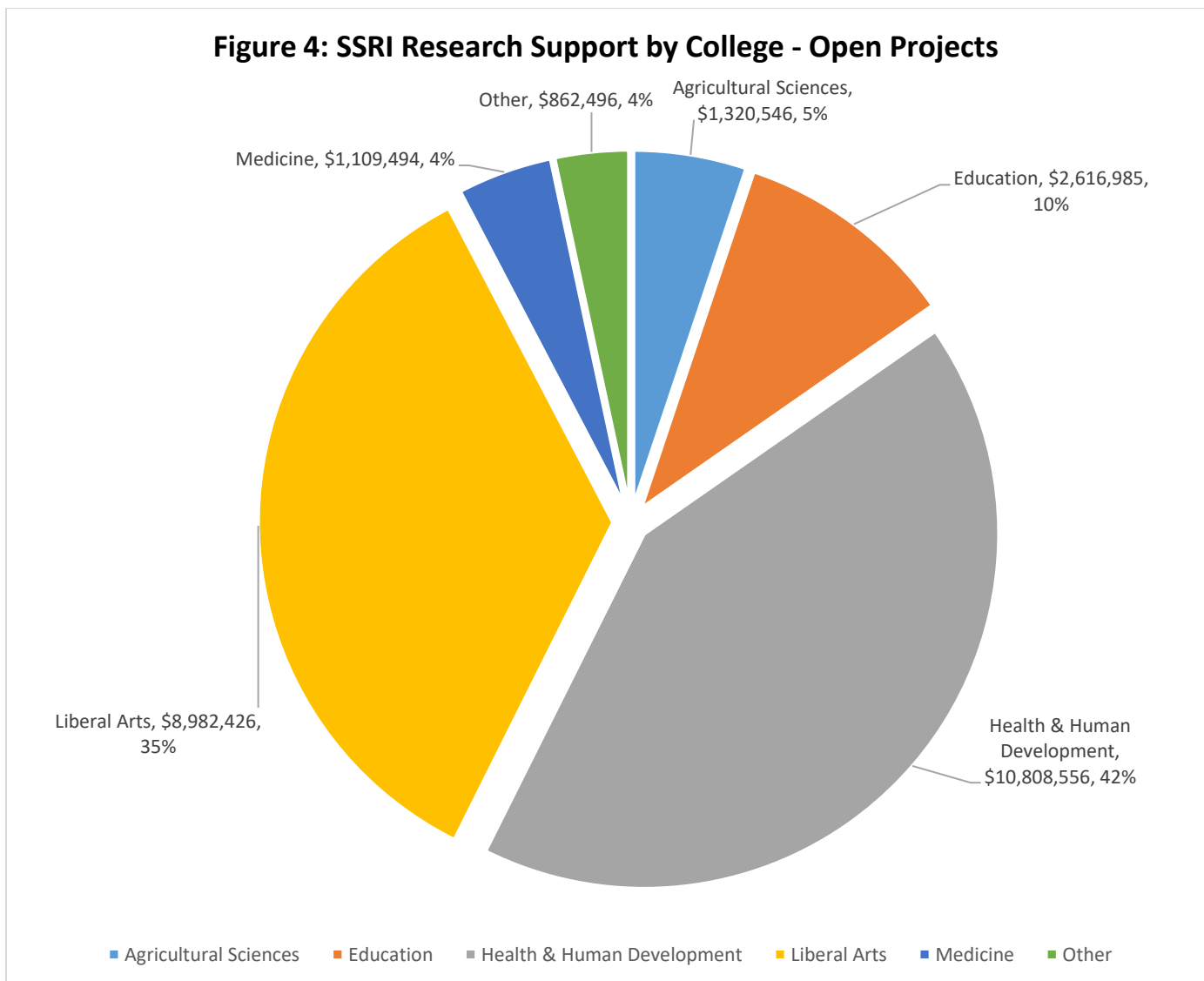


Table 4: SSRI Research Expenditures by College – Open Projects (as of June 30th, 2020)

College	2018-2019	2019-2020	% Change
Agricultural Sciences	\$1,291,177	\$1,320,546	2.27%
Education	\$2,019,513	\$2,616,985	29.58%
Health & Human Development	\$8,680,290	\$10,808,556	24.52%
Liberal Arts	\$7,664,187	\$8,982,426	17.20%
Medicine	\$646,495	\$1,109,494	71.62%
Other	\$545,180	\$862,496	58.20%
TOTAL	\$20,846,842	\$25,700,503	23.28%

¹Other = Colleges of Communications, Earth and Mineral Sciences, Engineering, IST, Law, Nursing, Eberly College of Science, Commonwealth Campuses and the Office of the Vice President for Research.

In the aggregate, dollars of support for open projects shown in Table 4 increased from the previous year by over 23%.



Tables 5 - 10: SSRI Research Expenditures by College and Funding Mechanism – Open Projects (as of June 30th, 2020)

Tables 5-10 profile each college’s allocation (as of June 30, 2020) by funding mechanism. Corresponding Figures 5-10 display the funding mechanisms and the percentage of resources for each.

**Table 5: SSRI Research Expenditures (All Open Projects)
Agricultural Sciences**

Mechanism	Open \$	# PI	# Dept. Represented	# of Projects
Level 1	\$24,534	2	2	3
Level 2	\$55,000	3	2	3
Facilitated	\$125,201	1	1	1
Matching Funds	\$5,000	1	1	1
Co-Funded Faculty	\$983,667	3	1	3
Kessler Graham Fellowship	\$20,000	1	1	1
Other Faculty Support	\$107,144	1	1	1
Total Active Dollars	\$1,320,546			

**Note: Open Projects = Currently Active Projects, no final determination of outcome.
See Appendix 1: All Open SSRI Projects**

Figure 5: Open Research Support by Mechanism

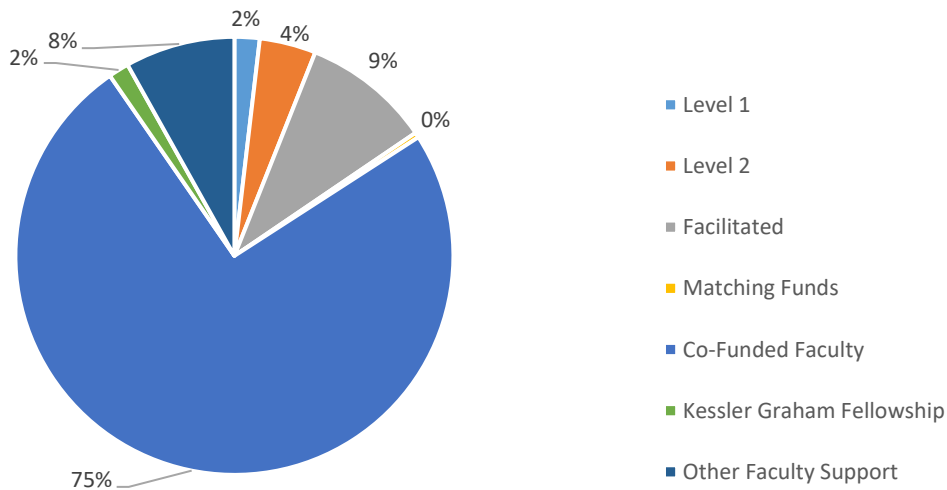


Table 6: SSRI Research Expenditures (All Open Projects)

Education

Mechanism	Open \$	# PI	# Dept. Represented	# of Projects
Level 2	\$51,400	3	3	3
Co-Funded Faculty	\$2,507,799	7	2	7
Faculty Fellows	\$15,000	1	1	1
COVID19	\$37,786	1	1	1
CCSA WG	\$5,000	1	1	1
Total Active Dollars	\$2,616,985			

**Note: Open Projects = Currently Active Projects, no final determination of outcome.
See Appendix 1: All Open SSRI Projects**

Figure 6: Open Research Support by Mechanism

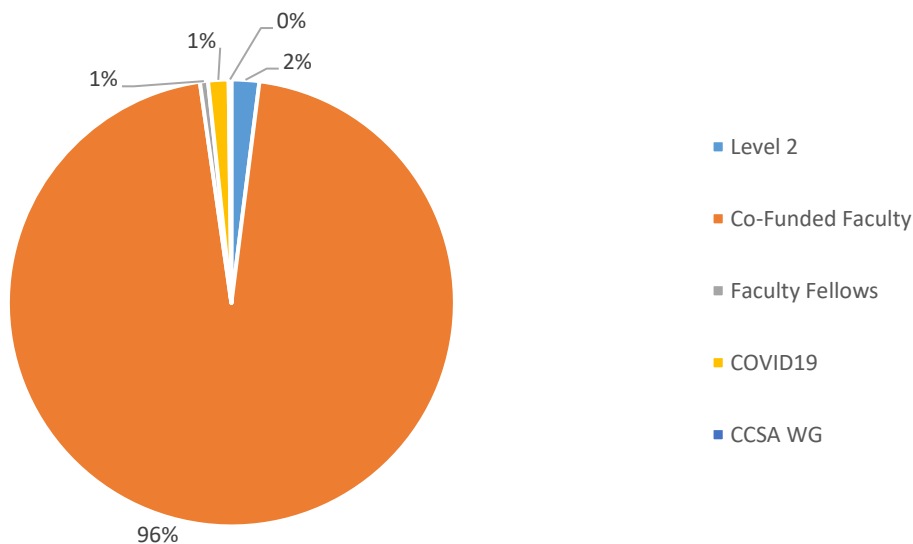


Table 7: SSRI Research Expenditures (All Open Projects)

Health and Human Development

**Note: Open Projects = Currently Active Projects, no final determination of outcome.
See Appendix 1: All Open SSRI Projects**

Mechanism	Open \$	# PI	# Dept. Represented	# of Projects
Level 1	\$70,502	11	7	12
Level 2	\$468,583	21	8	21
Facilitated	\$1,374,921	7	2	8
Co-Funded Faculty	\$7,678,906	20	5	20
Matching Funds	\$291,500	4	3	4
Faculty Fellows	\$100,500	6	3	6
Other Faculty Support	\$583,746	4	2	4
CCSA Community Fellow	\$20,000	1	1	1
Keesler Graham Fellowship	\$20,112	1	1	1
COVID 19	\$189,786	4	3	4
CCSA WG	\$10,000	2	2	2
Total Active Dollars	\$10,808,556			

Figure 7: Open Research Support by Mechanism

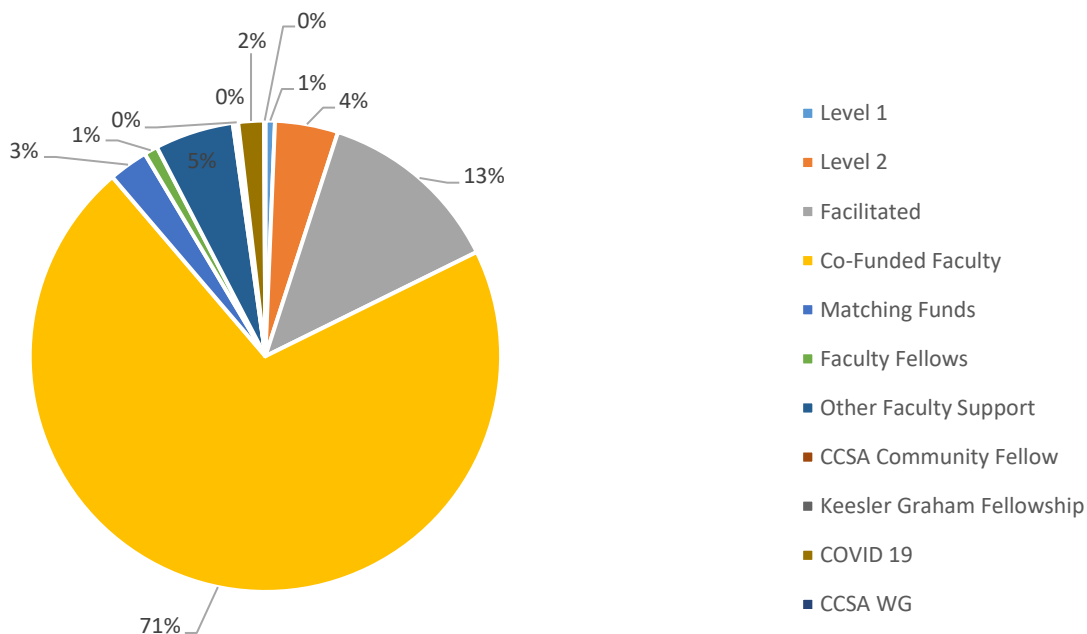


Table 8: SSRI Research Expenditures (All Open Projects)

Liberal Arts

Mechanism	Open \$	# PI	# Dept. Represented	# of Projects
Level 1	\$82,116	11	4	11
Level 2	\$161,469	9	5	9
Facilitated	\$366,500	5	3	5
Co-Funded Faculty	\$6,858,700	14	3	14
Matching Funds	\$1,353,277	3	2	3
Faculty Fellows	\$32,000	2	2	2
Other Faculty Support	\$116,404	3	2	3
COVID19	\$6,960	1	1	1
CCSA WG	\$5,000	1	1	1
Total Active Dollars	\$8,982,426			

Note: Open Projects = Currently Active Projects, no final determination of outcome.

See Appendix 1: All Open SSRI Projects

Figure 8: Open Research Support by Mechanism

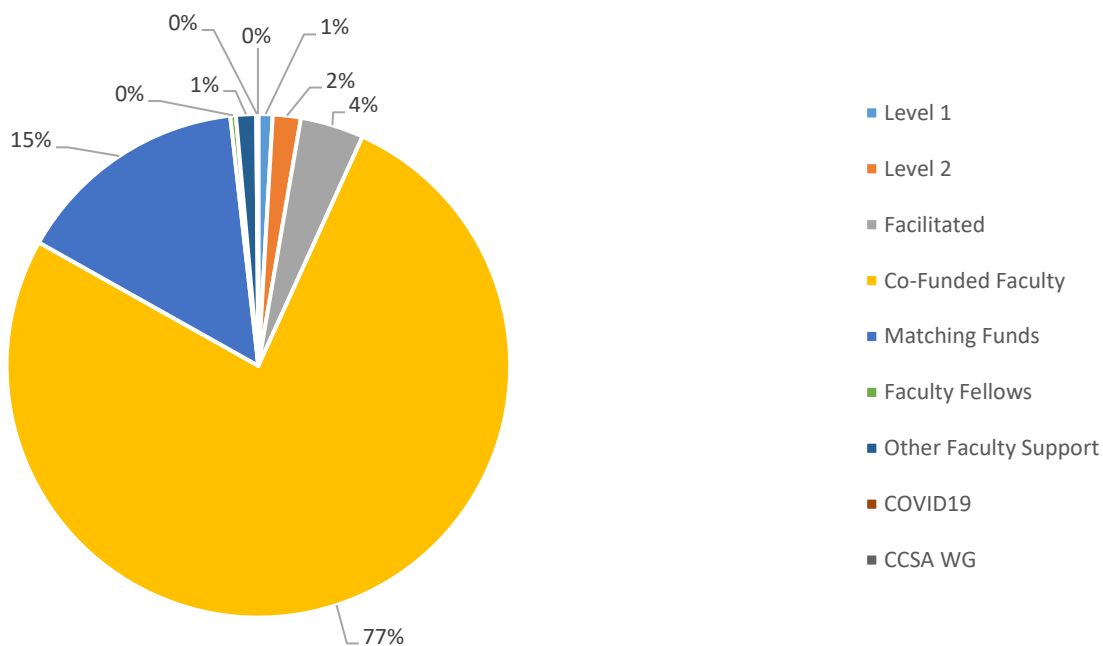


Table 9: SSRI Research Expenditures (All Open Projects)
Medicine

Mechanism	Open \$	# PI	# Dept. Represented	# of Projects
Level 1	\$9,870	2	2	2
Level 2	\$119,326	6	3	6
Co-Funded Faculty	\$785,306	2	1	2
COVID19	\$189,992	5	2	5
CCSA WG	\$5,000	1	1	1
Total Active Dollars	\$1,109,494			

Note: Open Projects = Currently Active Projects, no final determination of outcome.

See Appendix 1: All Open SSRI Projects

Figure 9: Open Research Support by Mechanism

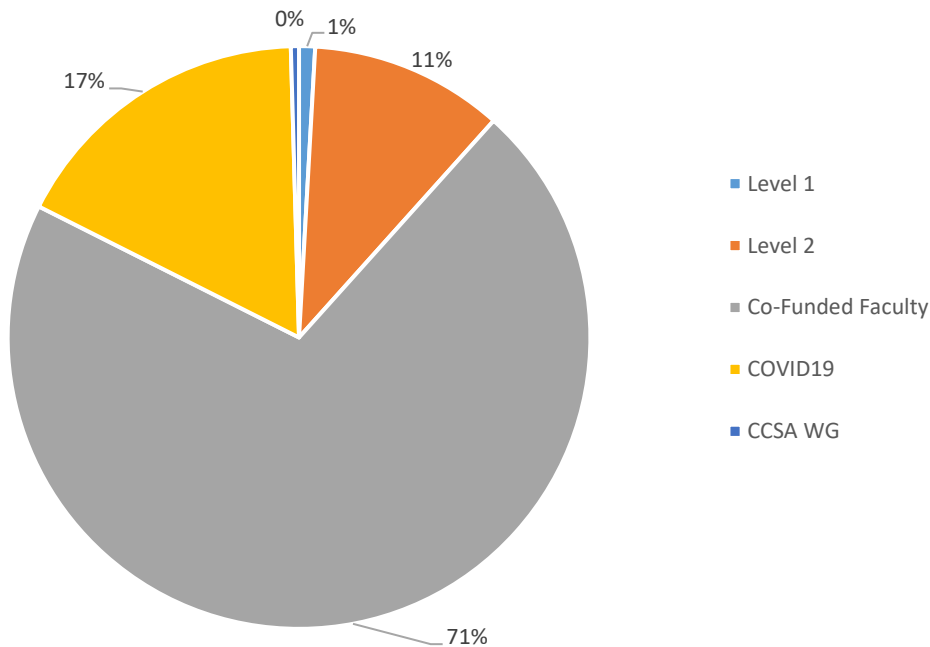


Table 10: SSRI Research Expenditures (All Open Projects)

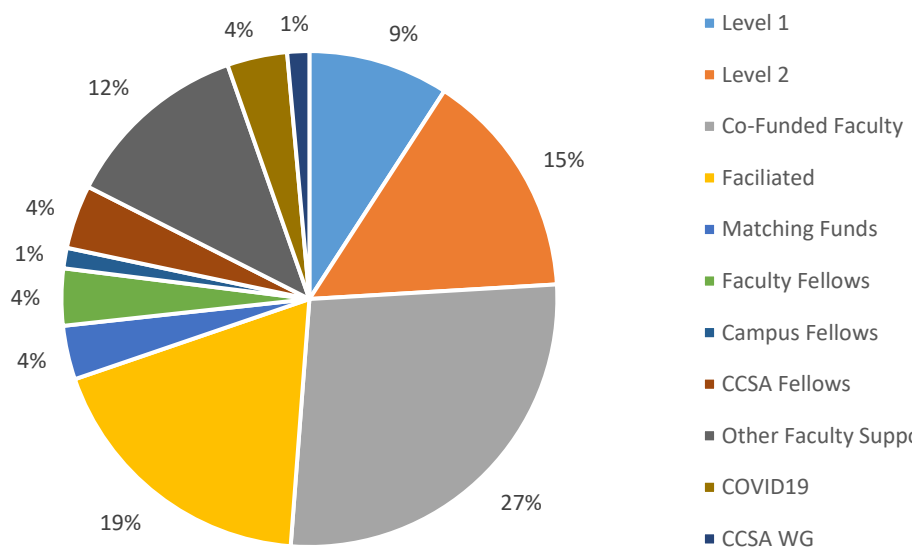
Other Colleges*

Mechanism	Open \$	# PI	# Dept. Represented	# of Projects
Level 1	\$79,000	4	4	4
Level 2	\$128,532	9	9	9
Co-Funded Faculty	\$234,119	1	1	1
Facilitated	\$160,000	2	2	2
Matching Funds	\$30,317	1	1	1
Faculty Fellows	\$32,000	2	2	2
Campus Fellows	\$11,500	5	4	5
CCSA Fellows	\$35,850	2	2	2
Other Faculty Support	\$105,000	2	2	2
COVID19	\$33,778	1	1	1
CCSA WG	\$12,400	3	3	3
Total Active Dollars	\$862,496			

*Other Colleges and Units include Commonwealth Campuses, Eberly College of Science, Earth and Mineral Sciences, Engineering, IST, Office of the Vice President for Research, and Nursing

Note: Open Projects = Currently Active Projects, no final determination of outcome
See Appendix 1: All Open SSRI Projects

Figure 10: Open Research Support by Mechanism



III. Progression Reports – Outcomes of Closed Seed Grant Projects

Here we provide an overview of the outcomes realized by Level 1, Level 2, and Facilitated seed grants since the inception of the SSRI grant program in 1998. The figures below describe “closed” projects only, i.e. projects that have been completed and are no longer being actively tracked for outcomes. Funds used to calculate each ROI are specific to the mechanism and are not double counted across mechanisms.

LEVEL 1: As shown in Figure 11, 418 Level 1 projects were closed as of June 30, 2020, representing a total investment of over \$1.89 million. As shown in Figure 12, from these 418 projects, 270 external grant submissions resulted, and 113 (42%) of these were funded. Awards from external grants based on Level 1 awards now exceed \$82.7 million. In addition, 10% of Level 1 projects progressed to Level 2 submissions. In most other cases, Level 1 projects were evaluated to have met goals including through establishing networking connections, providing professional development support and external grant submissions. As of June 30, 2020, we estimate **that each \$1 invested by the SSRI in Level 1 projects has yielded \$82.98 in total return to the University.** In previous reports we provided ROI estimates based on *indirect return* only. That number is \$18.88, a slight increase over the previous year (\$18.67).

Figure 11: Outcomes of Closed Level 1 Grants (Lifetime)

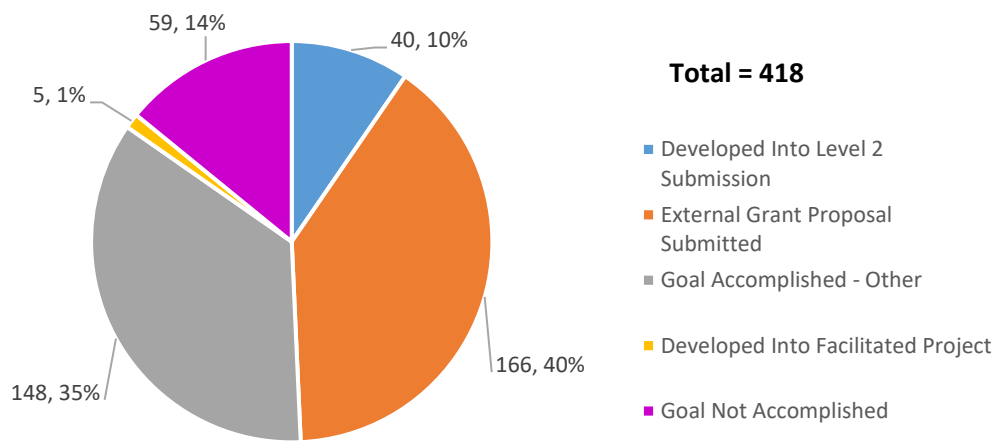
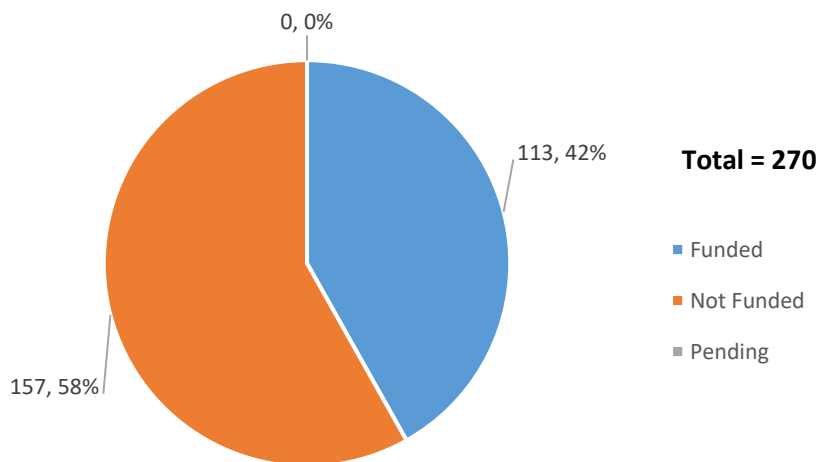


Figure 12: External Grant Proposals Submitted



*Total external grant proposals submitted include multiple submissions from some Level 1 projects.

LEVEL 2: To date, 318 Level 2 projects have been completed with a total investment of \$5.86 million (Figures 13 & 14). From these, Level 2 projects, 373 external proposals were submitted. Of the external proposal submissions, 148 (40%) were funded. The lifetime total grant awards for closed projects as of June 30, 2020 was over \$119 million, an increase of 1.7% over the prior year. We estimate that **each \$1 invested in Level 2 projects has yielded \$25.34 in total return to the University.** In previous reports we had provided ROI estimates based on *indirect return* only. That number is \$6.44, a slight decrease from the previous year (\$6.51).

Figure 13: Outcomes of Closed Level 2 Grants (Lifetime)

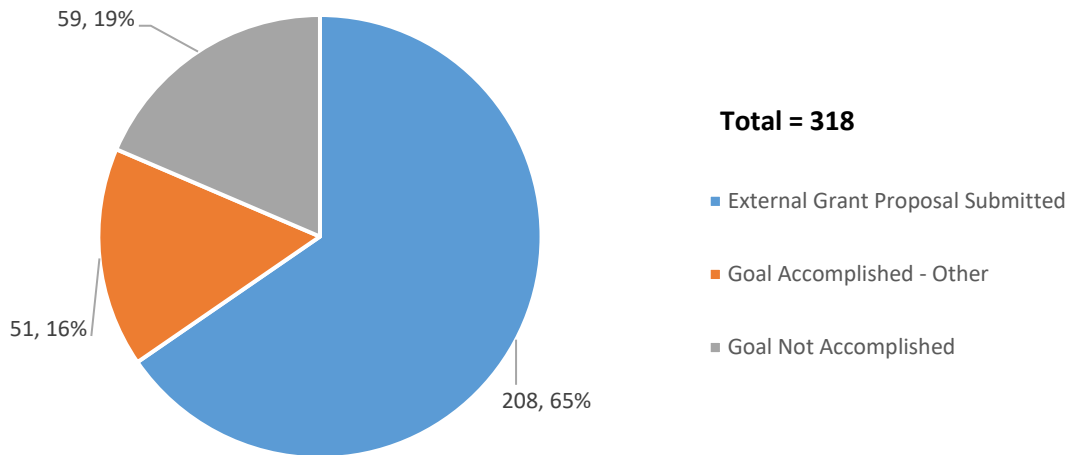
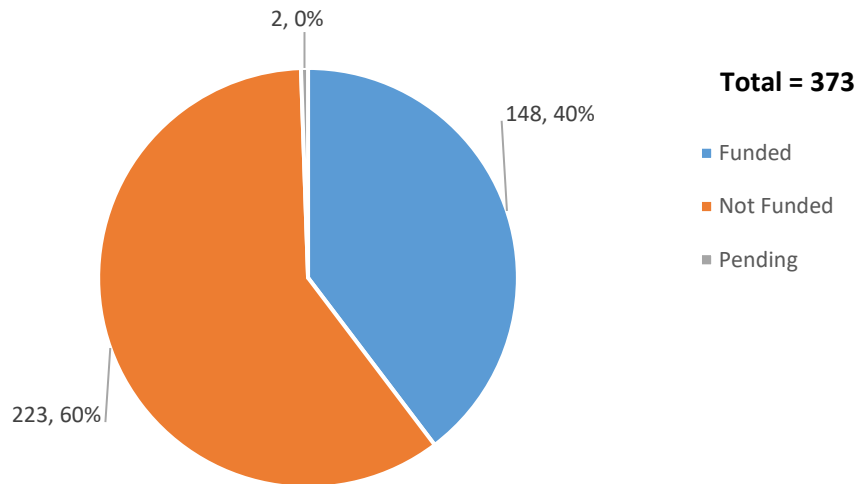


Figure 14: External Grant Proposals Submitted



*Total external grant proposals submitted include multiple submissions from some Level 2 projects.

FACILITATED: As of June 30, 2020, 70 facilitated projects have been completed with a total investment of \$4.81 million (Figures 15 & 16). These projects have generated 269 external grant proposals of which 152 (57%) were funded in the amount of nearly \$156.5 million. Pending proposals represent nearly \$4.68 million in potential awards. We estimate that **each \$1 invested in facilitated projects has yielded \$41.10 of total return to the University.** In previous reports we provided ROI estimates based on *indirect return* only. That number is \$10.21, a slight decrease from the previous year's return (\$10.53).

Figure 15: Outcomes of Closed Facilitated Grants (Lifetime)

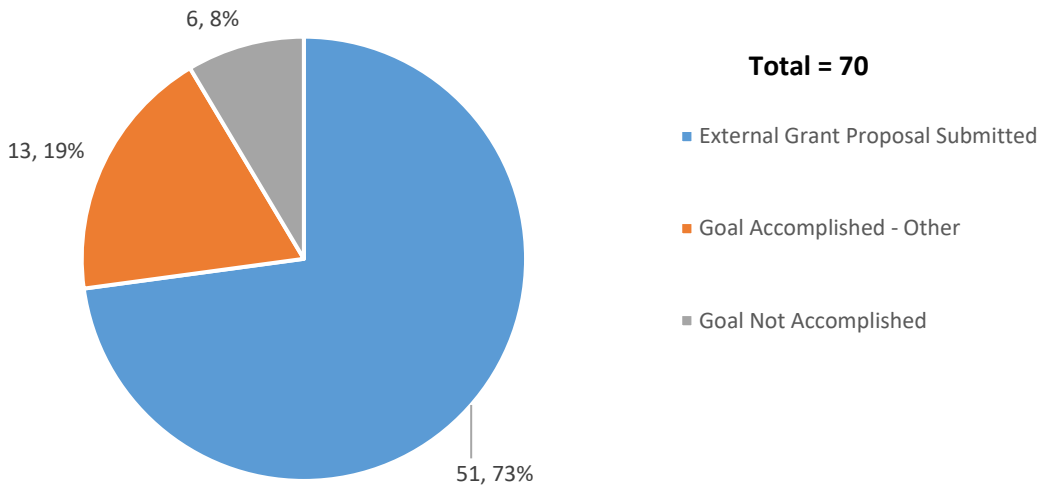
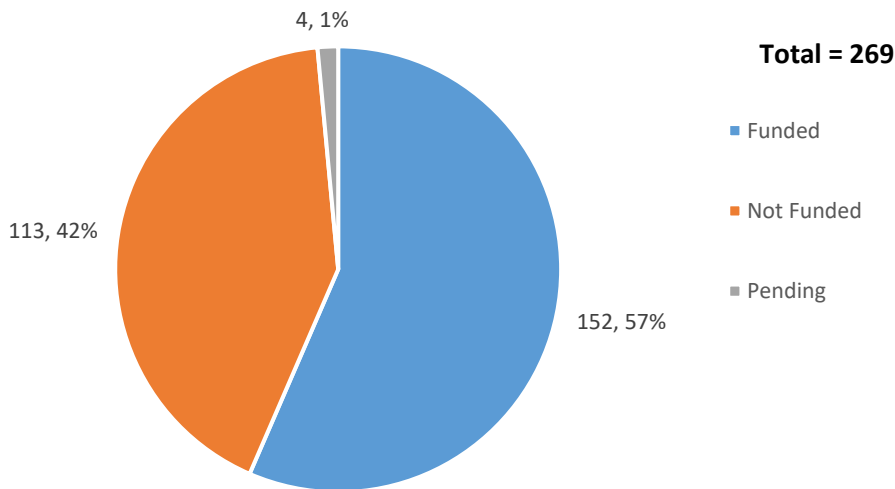


Figure 16: External Grant Proposals Submitted



*Total external grant proposals submitted include multiple submissions from most facilitated projects.

FACULTY FELLOWS: SSRI began to award Faculty Fellows projects in 2009. As of June 30, 2020, 31 Fellows projects have been completed with a total investment of \$473,500 (Figures 17 & 18). These projects have generated 26 external grant proposals of which 10 (38%) were funded for approximately \$10.9 million. We estimate that **each \$1 invested in the Faculty Fellows program has approximately \$36.15 in total return to the University.** In previous reports we provided ROI estimates based on *indirect return* only. That number is \$9.94, a decrease from the previous year's return (\$11.43).

Figure 17: Outcomes of Closed Faculty Fellows Grants (Lifetime)

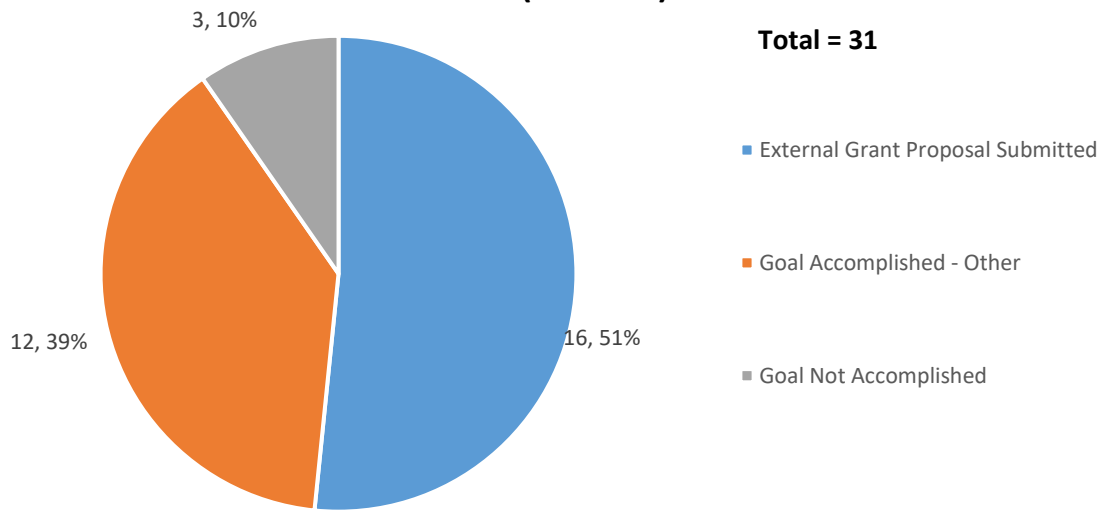
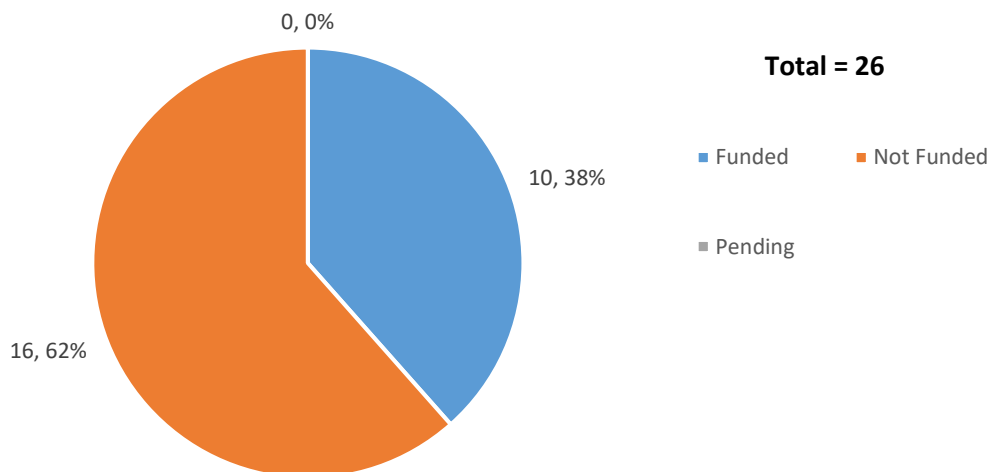


Figure 18: External Grant Proposals Submitted



*Total external grant proposals submitted include multiple submissions from some Faculty Fellows projects.

IV. Research Services Purchased from the SSRI by College

Research services purchased from the SSRI during 2019-2020 totaled \$1,764,912, an increase over the previous year's total of \$1,141,943. Services offered by the SSRI and the usage of these services by college are displayed in Table 11.

Table 11: Research Services Purchased from the SSRI by College and in Total - 7/1/2019-6/30/2020

SSRI Core	AG	ED	HHD	LA	CoM	Other	Total
SRC	\$157,961	\$258,907	\$663,229	\$36,494	\$12,069	\$37,026	\$1,165,686
Programming	\$5,089	\$32,081	\$102,381	\$52,612	\$75	\$4,601	\$196,839
GIA	\$9,350	\$0	\$9,350	\$37,400	\$0	\$0	\$56,100
3T	\$0	\$0	\$147,876	\$155,405	\$0	\$38,876	\$342,157
HEF	\$0	\$0	\$0	\$4,130	\$0	\$0	\$4,130
Total Dollars	\$172,400	\$290,988	\$922,836	\$286,041	\$12,144	\$80,503	\$1,764,912

A. Survey Research Center Project Summary for all projects active 7/1/2019-6/30/2020

Current active projects at the Survey Research Center exceed \$3.3 million, a slight decrease from last year's active projects (\$3.8 million in 2018-2019). Current active projects represent the full budgeted amounts, approved by the PI, for each research project. In addition, the SRC currently has over \$2.3 million in pending projects. Completed amounts refer to the total annual charges for projects completed during the 2019-2020 academic year. Purchased research services are the total amount invoiced for all projects that were active during 2019-2020. This number was \$1.16 million, a decrease from \$1.27 million in 2018-2019, but which maintained movement forward from the 2017-2018 amount of \$457,331.

Table 12: Research Services Purchased from the SRC by College – 7/1/2019-6/30/2020

College	Pending	Active	Purchased Services ²	Completed	#Total Projects (Active and Completed)
Agricultural Sciences	\$ 12,974.00	\$ 203,517.00	\$ 157,960.72	\$ 13,849.00	7
College of Medicine	\$ 32,342.00	\$ 14,413.00	\$ 12,069.44	\$ -	1
Education	\$ 77,820.00	\$ 1,111,064.43	\$ 258,907.49	\$ -	1
Health and Human Development	\$ 353,985.00	\$ 1,739,154.00	\$ 663,229.08	\$ 808,184.00	33
Liberal Arts	\$ 685,109.00	\$ 79,022.00	\$ 36,493.52	\$ 25,933.00	4
Other ¹	\$ 1,215,873.70	\$ 177,796.89	\$ 37,025.63	\$ 159,927.24	14
Total	\$ 2,378,103.70	\$ 3,324,967.32	\$ 1,165,685.88	\$1,007,893.24	60

¹ Other = ARL, Clearinghouse, Commonwealth Campuses, Engineering, Earth and Mineral Sciences, Science, Nursing, OSVPR, Graduate School, and External

² Purchased Services = completed plus portion of active that has been purchased in the current year

B. Social, Life, and Engineering Imaging Center

In addition to providing purchased services, SLEIC facilitates research and external funding by catalyzing new research projects including through assistance in data analysis, training, and grant development. Table 13 shows current year activity for external grant applications that include a SLEIC component or are otherwise reliant on the SLEIC facilities. Awards have increased by 7% from 2018-2019 (\$20,151,715) and pending applications have increased by 95% from 2018-2019 (\$34,491,816). Both 3T and HEF purchased services declined (from \$457,699 and \$15,165 in 2018/2019 respectively to \$342,157 and \$4,130) due to the closure of the SLEIC in March.

Table 13: SLEIC Activity 2019-2020

Status	AG	ENG	HHD	IST	LA	CoM	SCI	ED	Grand Total
Awarded	\$0	\$6,149,583	\$20,581,552	\$684,421	\$9,668,679	\$2,281,421	\$0	\$0	\$39,370,656
Pending	\$0	\$6,909,308	\$20,308,014	\$0	\$16,834,212	\$15,438,946	\$0	\$0	\$59,490,570

V. Co-Funded Faculty and Grant Activity

During the 2019 academic year, SSRI co-funded 47 faculty members. (Table 14).

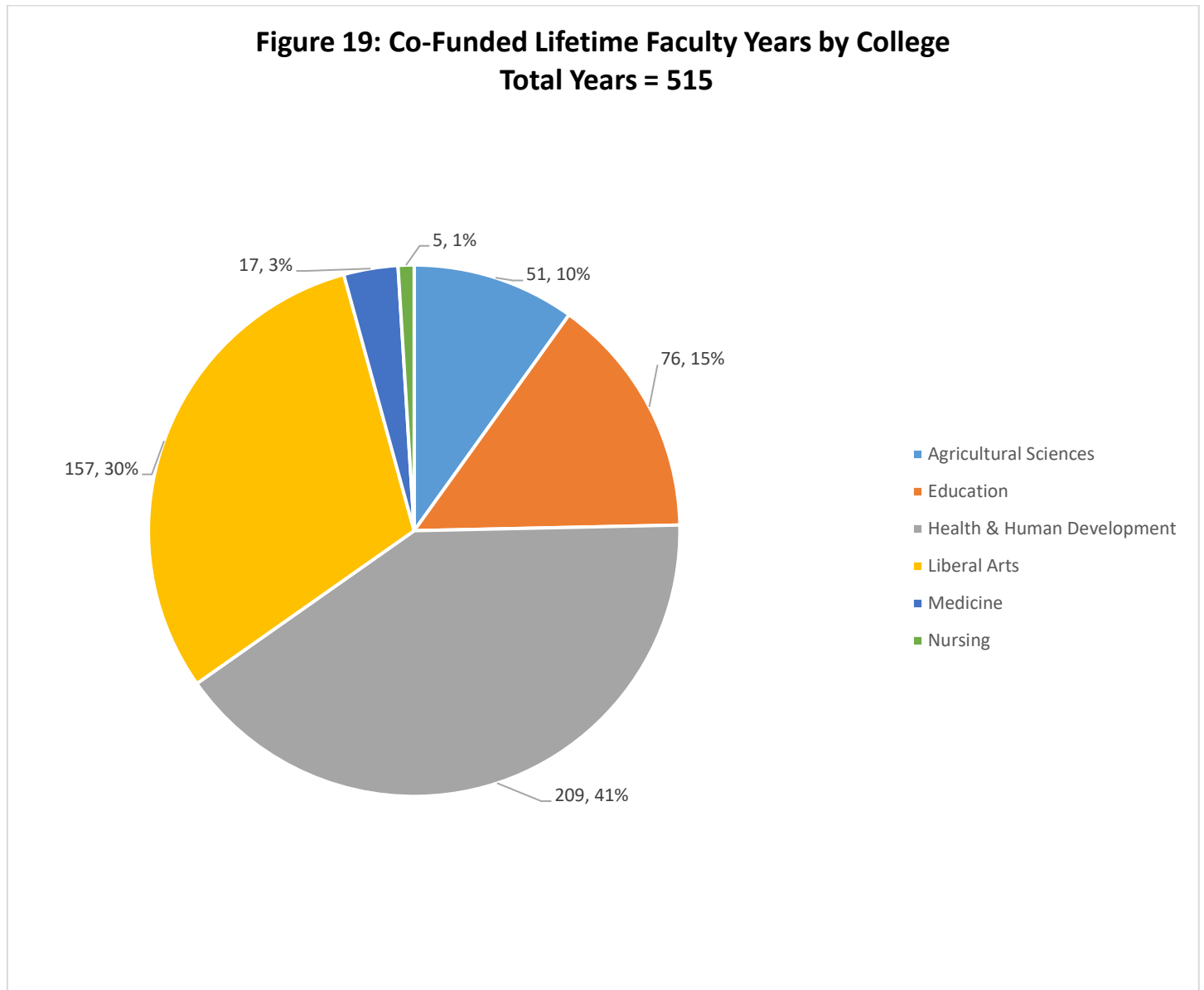
Table 14: Current SSRI Cofunded Faculty

Hire Date/Current Position	College	Department	Faculty Name
FA02			
Professor	Education	Educational Psychology, Counseling and Special Education	P. Karen Murphy
FA04			
Professor	Liberal Arts	Psychology	Cynthia Huang-Pollock
Professor	Health and Human Development	Biobehavioral Health	Rob Turrisi
FA05			
Associate Professor	Liberal Arts	Sociology and Criminology	Michelle Frisco
FA06			
Professor	Liberal Arts	Sociology and Criminology	Derek Kreager
Professor	Liberal Arts	Psychology	Kristin Buss
FA07			
Professor	Health and Human Development	Human Development and Family Studies	Lisa Gatzke-Kopps
Professor	Health and Human Development	Human Development and Family Studies	H. Harrington Cleveland
Professor	Liberal Arts	Psychology	Jenae Neiderhiser
Professor	Liberal Arts	Sociology and Criminology	Jennifer Van Hook
Associate Professor	Liberal Arts	Anthropology	David Puts
FA08			
Professor	Health and Human Development	Communication Disorders	Krista Wilkinson
FA10			
Associate Professor	Health and Human Development	Biobehavioral Health	Amy Snipes
Professor	Agricultural Sciences	Agricultural Economics, Sociology and Education	Daniel Perkins

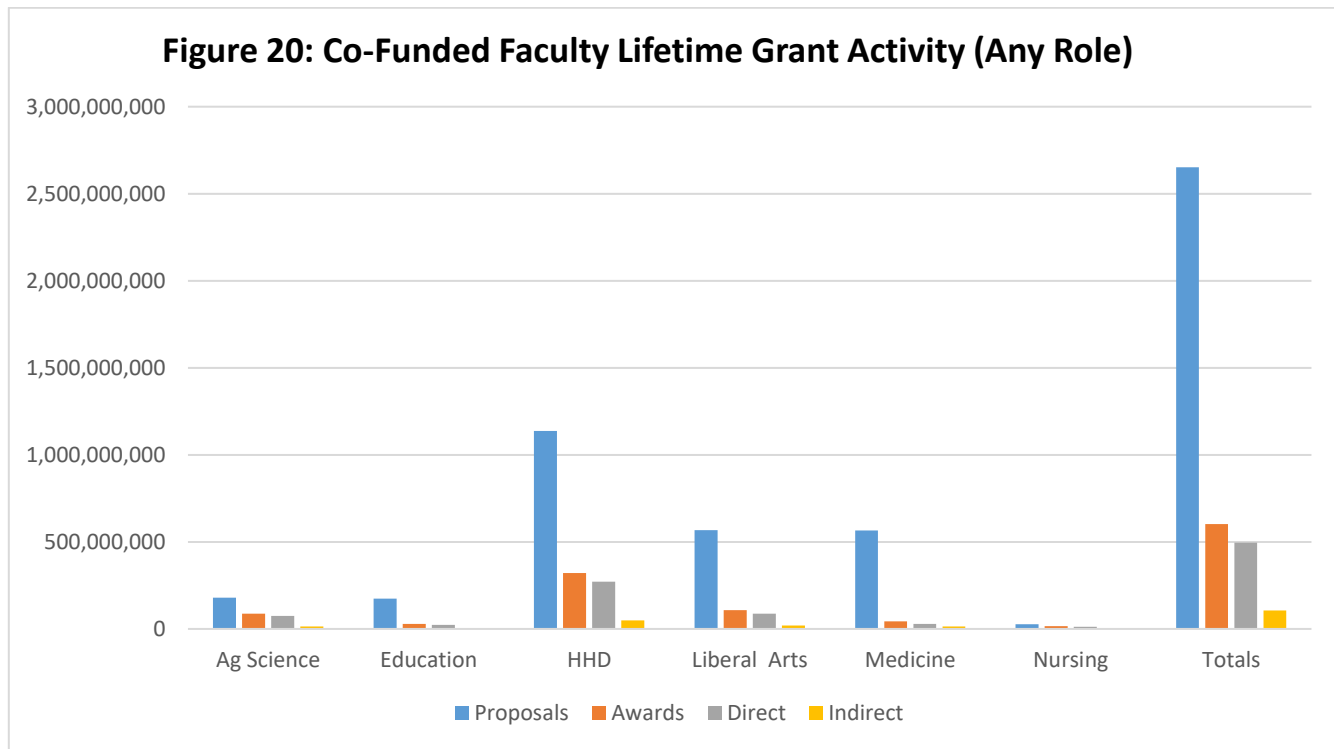
FA11			
Professor	Health and Human Development	Biobehavioral Health	Joshua Smyth
Associate Professor	Health and Human Development	Human Development and Family Studies	Charles Geier
Associate Professor	Liberal Arts	Psychology	K. Suzanne Scherf
Professor	Liberal Arts	Psychology	Koraly Perez-Edgar
Associate Professor	Agricultural Sciences / Health and Human Development	Food Science and Nutritional Sciences	Kathleen Keller
FA12			
Associate Professor	Education	Educational Theory and Policy	Soo-yong Byun
Professor	Health and Human Development	Human Development and Family Studies	Sy-Miin Chow
FA13			
Professor	Health and Human Development	Biobehavioral Health	Orfeu Buxton
Associate Professor	Health and Human Development	Nutritional Sciences	Gregory Shearer
Professor	Health and Human Development	Human Development and Family Studies	Jennie Noll
Associate Professor	Health and Human Development	Human Development and Family Studies	Chad Shenk
FA14			
Associate Professor	College of Medicine	Pediatrics	Brian Allen
Professor	College of Medicine	Pediatrics	Kent Hymel
Associate Professor	Health and Human Development	Biobehavioral Health	Idan Shalev
Professor	Health and Human Development	Biobehavioral Health	Christine Heim
Associate Professor	Liberal Arts	Psychology	Michele Diaz
SP15			
Professor	Agricultural Sciences	Agricultural Economics, Sociology and Education	Guangqing Chi

FA15			
Assistant Professor	Education	Educational Psychology, Counseling and Special Education	Carlomagno Panlilio
Assistant Professor	Nursing	Nursing	Sheridan Miyamoto
Assistant Professor	Health and Human Development	Biobehavioral Health	Hannah Schreier
Associate Professor	Education	Educational Psychology, Counseling and Special Education	Jennifer Frank
SP16			
Assistant Professor	Liberal Arts	Sociology and Criminology	Sarah Font
Professor	Liberal Arts	Sociology and Criminology	Jennifer Glick
Associate Professor	Liberal Arts	Psychology	Erika Lunkenheimer
FA17			
Associate Professor	Health and Human Development	Human Development and Family Studies	Christian Connell
SP18			
Professor	Liberal Arts	Psychology	Yolanda Jackson
FA18			
Assistant Professor	Health and Human Development	Human Development and Family Studies	Alexis Santos
Assistant Professor	Health and Human Development	Human Development and Family Studies	Kenneth Shores
Assistant Professor	Education	Educational Theory and Policy	Ericka Weathers
Assistant Professor	Education	Educational Theory and Policy	Maithreyi Gopalan
FA19			
Assistant Professor	Agricultural Sciences	Agricultural Economics, Sociology and Education	Heather Randell
Associate Professor	Health and Human Development	Biobehavioral Health	Emily Ansell
Professor	Liberal Arts	Psychology	Rina Eiden

Figure 19 shows the distribution of lifetime co-funded faculty years:



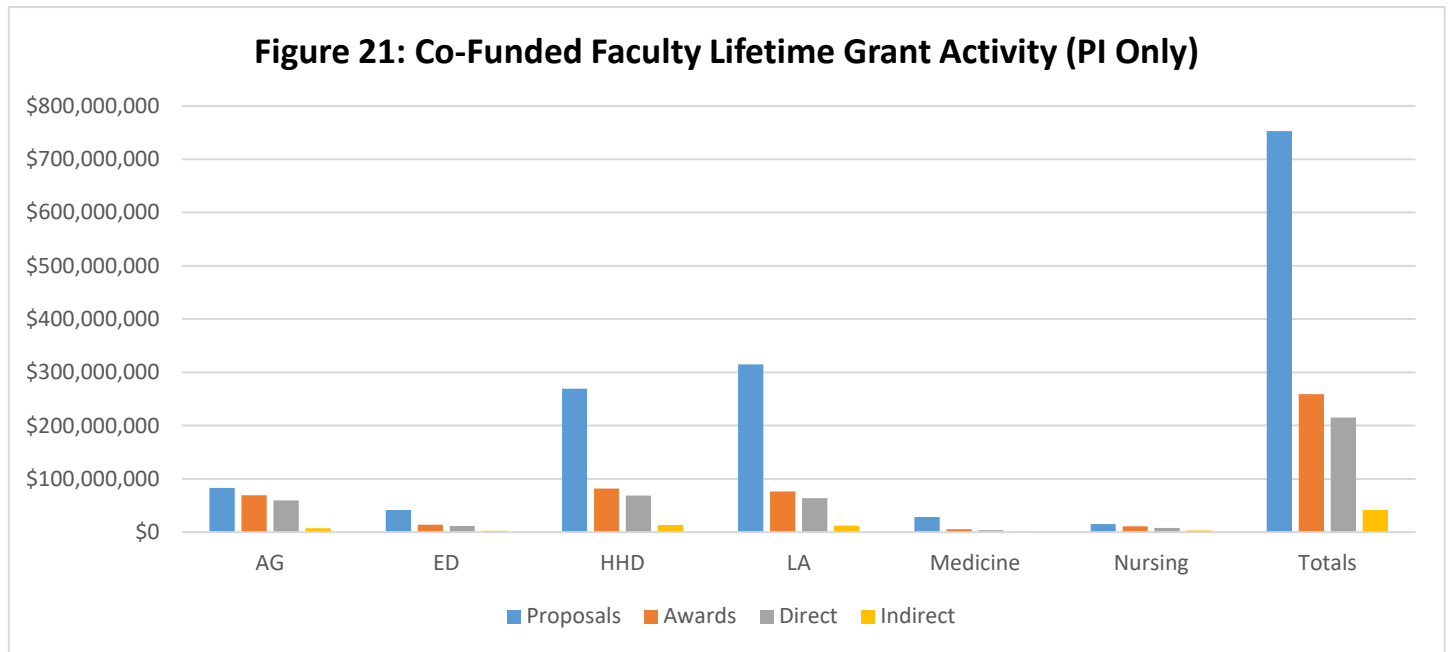
Lifetime co-fund grant activity for any role, (i.e. PI, Co-PI, I, which likely overestimates funding), broken down by college, is illustrated in Figure 20. These awards now exceed \$602 million.



College	Proposals	Awards	Direct	Indirect
Ag Science	180,424,273	87,526,527	74,141,845	13,384,682
Education	174,896,068	28,574,742	23,172,084	5,402,658
HDD	1,136,409,113	320,259,910	270,675,781	49,584,129
Liberal Arts	568,230,228	107,423,244	88,357,768	19,065,476
Medicine	565,396,498	42,908,951	28,217,304	14,691,647
Nursing	26,984,920	15,396,034	11,443,536	3,952,498
Totals	\$2,652,341,100	\$602,089,408	\$496,008,318	\$106,081,090
Mean/Faculty Year	\$5,150,177	\$1,169,106	\$963,123	\$205,983

*Direct and Indirect amounts reflected are figures provided from the Office of Research Administration Systems (ORIS)

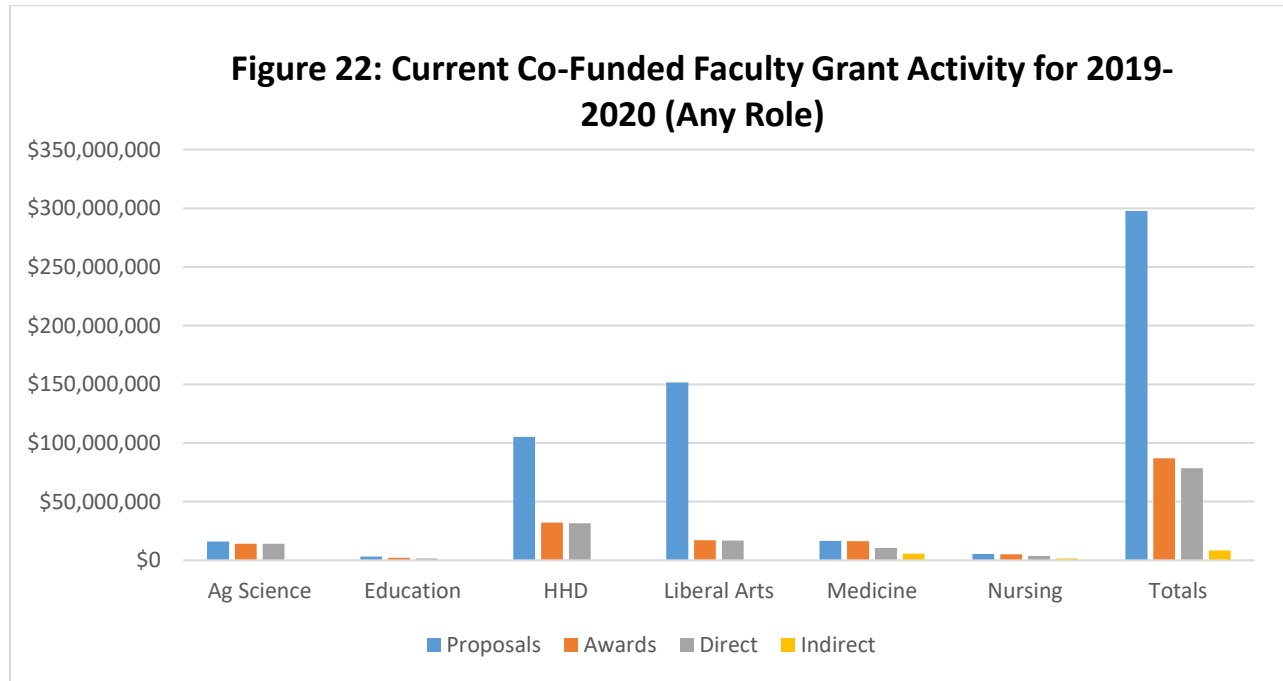
Lifetime Co-Fund grant activity as PI, as of June 30, 2020, broken down by college, is illustrated in Figure 21. These awards now exceed \$259 million.



College	Proposals	Awards	Direct	Indirect
AG	\$83,011,779	\$69,542,110	\$59,441,053	\$7,651,063
ED	\$41,774,182	\$14,272,006	\$11,798,114	\$2,850,599
HHD	\$269,107,757	\$82,104,627	\$68,608,023	\$13,423,837
LA	\$314,902,314	\$76,386,706	\$63,860,854	\$12,525,844
Medicine	\$28,300,030	\$5,811,706	\$3,801,692	\$2,010,014
Nursing	\$15,486,727	\$10,899,313	\$7,756,653	\$3,142,661
Totals	\$752,582,789	\$259,016,468	\$215,266,389	\$41,604,018
Mean/Faculty Year	\$1,461,326	\$502,945	\$417,993	\$80,785

*Direct and Indirect amounts reflected are figures provided from the Office of Research Administration Systems (ORIS)

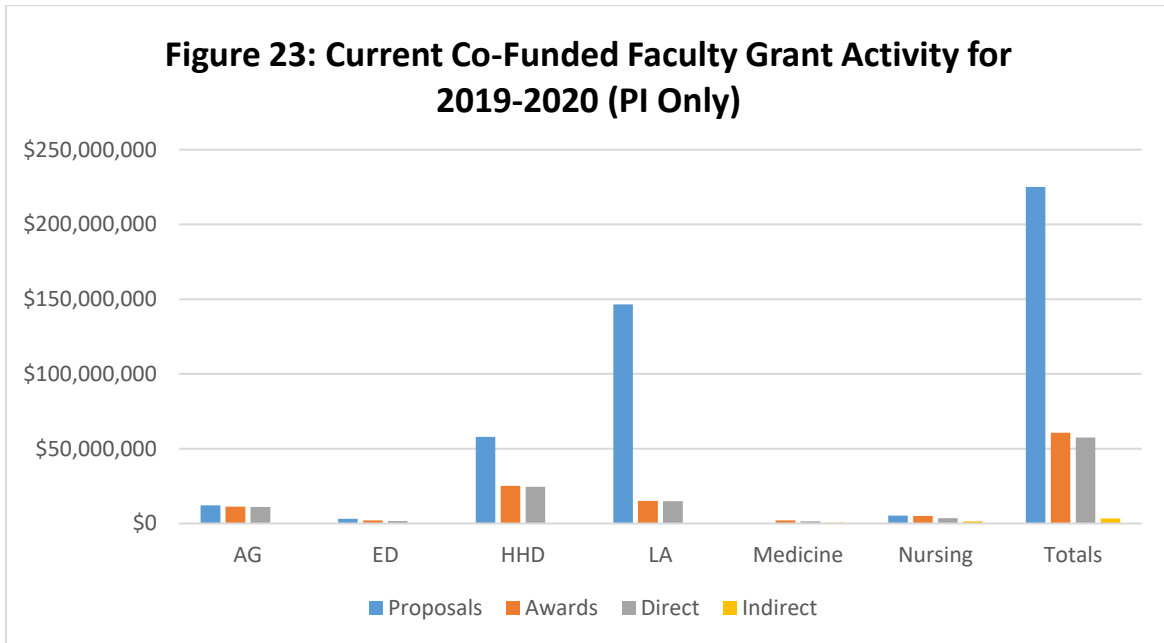
As shown in Figure 22, new awards for the **2019-2020 academic year for any role** by a co-fund totaled more than \$86 million.



College	Proposals	Awards	Direct	Indirect
Ag Science	\$15,891,997	\$14,173,395	\$14,052,683	\$120,712
Education	\$3,180,577	\$2,051,941	\$1,695,940	\$356,001
HHD	\$105,285,039	\$32,106,991	\$31,610,859	\$496,132
Liberal Arts	\$151,522,098	\$17,087,286	\$16,919,015	\$168,271
Medicine	\$16,680,949	\$16,338,438	\$10,644,699	\$5,693,739
Nursing	\$5,275,653	\$5,092,239	\$3,649,821	\$1,442,418
Totals	\$297,836,313	\$86,850,290	\$78,573,017	\$8,277,273
Mean/Faculty Year	\$6,336,943	\$1,847,879	\$1,671,766	\$176,112

*Direct and Indirect amounts reflected are figures provided from the Office of Research Administration Systems (ORIS)

Figure 23 illustrates co-fund grant activity, also by college, for the PI only role in the last academic year. These awards total over \$60 million.



College	Proposals	Awards	Direct	Indirect
AG	\$12,115,087	\$11,267,076	\$11,146,364	\$120,712
ED	\$3,180,577	\$2,051,941	\$1,695,940	\$356,001
HHD	\$57,919,877	\$25,131,458	\$24,646,695	\$484,763
LA	\$146,573,755	\$15,157,455	\$14,989,184	\$168,271
Medicine	\$0	\$2,040,386	\$1,342,911	\$697,475
Nursing	\$5,275,653	\$5,092,239	\$3,649,821	\$1,442,418
Totals	\$225,064,949	\$60,740,555	\$57,470,915	\$3,269,640
Mean/Faculty Year	\$4,788,616	\$1,292,352	\$1,222,785	\$69,567

*Direct and Indirect amounts reflected are figures provided from the Office of Research Administration Systems (ORIS)

Appendix 1: SSRI Projects Overview 7/1/2017 - 6/30/2020

Mechanism	Expected Outcome	PI	Title	Unit(s)	Costs	Awarded Start Date
Facilitated	Proposal Development	Bamaca, Mayra	Bamaca PACT Harrisburg Space	SSRI	\$10,000	10/1/2017
Facilitated	Proposal Development	Crowley, Daniel Max	BIG10 Alliance - Integrated Da...	SSRI	\$500,000	7/1/2017
Facilitated	Proposal Development	Sliwinski, Martin	Center for Healthy Aging	SSRI	\$325,000	6/28/2018
Facilitated	Proposal Development	Kreager, Derek	Criminal Justice Research Cent...	SSRI	\$250,000	6/6/2019
Facilitated	Proposal Development	Crowley, Daniel Max	Developing & Evaluating the RP...	SSRI	\$155,000	7/1/2017
Facilitated	Proposal Development	Small, Meg	Establish Viability and Desira...	SSRI	\$31,920	8/8/2017
Facilitated	Proposal Development	Hillary, Frank	Examining the long-term conseq...	SLEIC, SSRI	\$5,000	10/4/2019
Facilitated	Proposal Development	Witherspoon, Dawn	PACT (Parents and Children Tog...	SSRI	\$20,000	7/1/2019
Facilitated	Proposal Development	Miyamoto, Sheridan	SAFE-T Center		\$100,000	6/1/2020
Facilitated	Proposal Development	MacGeorge, Erina	Student Health Research Initia...	HUCK, SSRI	\$31,500	8/23/2019
Facilitated	Resource Development	Fosco, Gregory	PROSPER In-Home Follow-Back	SSRI	\$66,832	2/13/2019
Level 1	Proposal Development	Sexsmith, Kathleen	Analyzing Gender Differences i...	SSRI	\$3,340	3/26/2019
Level 1	Proposal Development	Chesnut, Ryan	Delivering Take Root to milita...	SSRI	\$5,000	9/4/2019
Level 1	Proposal Development	Alexander, Lacy	Determining the Relation betwe...	SSRI	\$5,000	5/8/2018
Level 1	Proposal Development	Myrick, Jessica	Developing Social Media Messag...	SSRI	\$4,000	2/4/2019
Level 1	Proposal Development	Teti, Doug	Expanding Family Foundations t...	SSRI	\$5,158	12/19/2019
Level 1	Proposal Development	Tornello, Samantha	Identifying couple's experienc...	SSRI	\$4,500	8/14/2018
Level 1	Proposal Development	Levi, Benjamin	iLookOut for Child Abuse Inter...	SSRI	\$4,999	1/29/2019
Level 1	Proposal Development	Mukherjee, Bumba	Mining Investment, Territory, ...	SSRI	\$4,959	2/14/2018
Level 1	Proposal Development	Giannone, Elisa	Revisiting Secular Trends on M...	GIA, SSRI	\$5,000	12/5/2019

Mechanism	Expected Outcome	PI	Title	Unit(s)	Costs	Awarded Start Date
Level 1	Proposal Development	Welsh, Janet	Technical Assistance for Evide...	SSRI	\$5,113	3/14/2018
Level 1	Proposal Development	Etter, Nicole	Testing oral touch and texture...	SSRI	\$5,000	4/2/2019
Level 1	Proposal Development	Chilenski , Sarah	The Coalition Check-Up: Jump-s...	SSRI	\$3,826	4/30/2019
Level 1	Proposal Development	Banaszak, Lee Ann	The Impact of Political Party ...	SSRI	\$4,658	11/7/2019
Level 1	Proposal Development	Wilson, Stephen	To eat or not to eat: Effects ...	SSRI	\$5,000	10/3/2018
Level 2	Proposal Development	Noll, Jennie	Child sexual abuse prevention:...	Network, SSRI	\$20,000	8/14/2018
Level 2	Proposal Development	Thiede, Brian	Climate Change, Demographic Pr...	CSRE, SSRI	\$10,000	12/12/2017
Level 2	Proposal Development	Santos, Alexis	Cofund Startup	SSRI	\$67,000	10/19/2018
Level 2	Proposal Development	Lunkenheimer, Erika	Dynamic Coupling of Parental B...	SSRI	\$9,543	12/4/2017
Level 2	Proposal Development	Hsuan, Charleen	Economic Disparities in Inter-...	GIA, SSRI	\$20,000	5/21/2019
Level 2	Proposal Development	Cameron, Daryl	Empathy for Disparity: A Socia...	SSRI	\$15,240	3/21/2018
Level 2	Proposal Development	Lee, Jimin	Flexibility of Speech Producti...	SSRI	\$19,987	2/13/2019
Level 2	Proposal Development	Connell, Christian	Maternal opioid misuse and chi...	Network, SSRI	\$20,000	11/28/2018
Level 2	Proposal Development	Sznajder, Kristin	Migration and sexual and repro...	SSRI	\$25,000	5/17/2019
Level 2	Proposal Development	Jung, Kyoungrae	Payments, Plan benefits, and S...	SSRI	\$20,000	1/28/2019
Level 2	Proposal Development	Dickerson vonLockette, Niki	Redefining Racial and Ethnic E...	SSRI	\$13,282	2/16/2018
Level 2	Proposal Development	Adler, Gary	The Beliefs of Bureaucrats: Un...	SSRI	\$19,311	9/10/2019
Level 2	Proposal Development	Sandberg, Chaleece	The effects of attentional var...	SSRI	\$19,932	6/26/2019
Level 2	Proposal Development	Rose, Emma	The Role of Executive Cognitio...	SSRI	\$19,975	12/12/2017
Level 2	Proposal Development	Slobounov, Semyon	When Do Sub-Concussive Events ...	SSRI	\$25,500	7/25/2018
Level 2	Proposal Development	Bai, Sunny	Youth support seeking and care...	SSRI	\$20,000	9/6/2019